




Support Alu	Code:	Rate
16mm	SUP-1123	92/-Pc
20mm	SUP-1124	118/-Pc



Support Alu	Code:	Rate
Antique 20mm	SUP-1125	136/-Pc



Support Alu	Code:	Rate
Gold 20mm	SUP-1126	164/-Pc



Support Alu	Code:	Rate
R Gold 20mm	SUP-1127	164/-Pc



Support Alu	Code:	Rate
Black 20mm	SUP-1128	164/-Pc



Support Alu	Code:	Rate
Elephant	SUP-1129	160/-Pc



Support Alu	Code:	Rate
T	SUP-1130	142/-Pc



Support Alu	Code:	Rate
12X12	SUP-1131	102/-Pc



AL

Support Jaguar Single	Code:	Rate
CP	SUP-1132	366/-Pc




AL

Support Jaguar Single	Code:	Rate
Antic	SUP-1134	390/-Pc



AL

Support GI Double	Code:	Rate
CP	SUP-1133	936/-Pc



AL

Support GI Double	Code:	Rate
Antic	SUP-1135	1032/-Pc



ST

CP FINISH

Support SS	Code:	Rate
Medium	SUP-1136	42/-Pc
Heavy	SUP-1137	58/-Pc



Special Hole

MATT FINISH

Support SS	Code:	Rate
Extra Heavy	SUP-1138	116/-Pc



ST

Steel Support	Code:	Rate
Antique Heavy	SUP-1139	76/-Pc
Extra Heavy	SUP-1140	134/-Pc



AL

Support Jaguar ALU	Code:	Rate
	SUP-1141	230/-Pc



AL

Support Antique Double	Code:	Rate
	SUP-1142	490/-Pc



AL

Support Aluminum Double	Code:	Rate
	SUP-1143	436/-Pc



ST

Support Steel Double	Code:	Rate
	SUP-1144	200/-Pc



MS Support Cherry	CODE:	Rate
	SUP-1145	40/-Pc



MS Support Brown	CODE:	Rate
	SUP-1146	40/-Pc



MS Support Zink	CODE:	Rate
	SUP-1147	40/-Pc



Corner	Code:	Rate
	C-1148	174/-Pc



T Soket	Code:	Rate
	T-1149	118/-Pc



Wall Two Wall	Code:	Rate
Size: 1x3	W-1150	98/-Pc



MS Teck Wall Two Wall	Code:	Rate
Size: 1"	W-1151	22/-Pc



MSChery Wall Two Wall	Code:	Rate
Size: 1"	W-1152	22/-Pc




MS Brown Wall Two Wall	Code:	Rate
Size: 1"	W-1153	22/-Pc



FLYRAIL Bracket	Code:	Rate	Box
Band 19mm	B-1154	20/-Pc	696/-Box
Band 25mm	B-1155	20/-Pc	986/-Box



FLYRAIL Bracket	Code:	Rate	Box
State 19mm	B-1156	20/-Pc	666/-Box
State 25mm	B-1157	20/-Pc	942/-Box



1" Universal Bracket Steel	Code:	Rate
	B-1158	100/-Set

WALL TO WALL SS



ST

W4 -Antique steel wall to wall size-1	Code:	Rate
	W-1159	70/- Pcs



ST

W4 Rose Gold steel wall to wall size-1	Code:	Rate
	W-1160	80/- Pcs



ST

W4 Gold steel wall to wall size-1	Code:	Rate
	W-1161	80/- Pcs



ST

W 1 Black steel wall to wall size-1	Code:	Rate
	W-1162	74/- Pcs



ST

Heavy W T W Size:1	Code:	Rate
	W-1163	105/- Pcs



ST

Plate wall To wall Size:1 " steel	Code:	Rate
	W-1164	72/- Pcs



ST

W 4 -SS Steel wall to wall Size-1	Code:	Rate
	W-1165	60/- Pcs



ST

Dabi concild W T W Size:1	Code:	Rate
	W-1166	72/- Pcs



ST

W 13 - Steel wall to wall Size-1	Code:	Rate
	W-1167	72/- Pcs



ST

W 14 - Steel wall to wall Size-1	Code:	Rate
	W-1168	72/- Pcs



ST

Wall to wall ss	Code:	Rate
	Size : 1" - W6	30/- Pcs
	Size : 19mm - W5	24/- Pcs



ST

wall to wall (cap)	Code:	Rate
	W-1171	61/- Pcs



ME

End cap	Code:	Rate
	C-1172	84/- Pcs