



ME S-620								
SIZE	Pvd Rose Gold Code	Pvd Rose Gold Rate	B.A. Code	B.A. Rate	Code	Z BLACK	Code	PVD/Gold Rate
96 MM	S-620-1	1209/-	S-620-4	886/-	S-620-7	886/-	S-620-10	1209/-
160 MM	S-620-2	1939/-	S-620-5	1454/-	S-620-8	1454/-	S-620-11	1939/-
224MM	S-620-3	3333/-	S-620-6	2727/-	S-620-9	2727/-	S-620-12	3333/-



ME S-615						
SIZE	Pvd Rose Gold Code	Pvd Rose Gold Rate	B.A. Code	B.A. Rate	Z.Black Code	Z. Black Rate
96 MM	S615-1	1164/-	S615-3	841/-	S615-5	841/-
160 MM	S615-2	1916/-	S615-4	1432/-	S615-6	1432/-

DOOR HANDLE

STEEL 59



ST surya for glass & wooden door

SIZE	Antique Code	Rate	Black Code	Rate
75x150	Surya-1	1172/-	Surya-3	1172/-
100x200	Surya-2	1722/-	Surya-4	1722/-

ST Cmila for glass & wooden door

SIZE	Antique Code	Rate	Black Code	Rate
75x150	Camila-5	1172/-	Camila-7	1172/-
100x200	Camila-6	1722/-	Camila-8	1722/-



ST Pankh for glass & wooden door

SIZE	Antique Code	Rate	Black Code	Rate
75x150	Pankh-9	1172/-	Pankh-11	1172/-
100x200	Pankh-10	1722/-	Pankh-12	1722/-

ST Lotus for glass & wooden door

SIZE	Antique Code	Rate	Black Code	Rate
75x150	Lotus-13	1172/-	Lotus-15	1172/-
100x200	Lotus-14	1722/-	Lotus-16	1722/-



ST Net for glass & wooden door

SIZE	Antique Code	Rate	Black Code	Rate
75x150	Net-17	1172/-	Net-19	1172/-
100x200	Net-18	1722/-	Net-20	1722/-

ST Tree for glass & wooden door

SIZE	Antique Code	Rate	Black Code	Rate
75x150	Tree-21	1172/-	Tree-23	1172/-
100x200	Tee-22	1722/-	Tee-24	1722/-

DOOR HANDLE

ALUMINIUM 60



AL Horse Handle Black		
SIZE	Code	Rate
200MM	Horse -1	2362/-
250mm	Horse -2	3746/-

AL Horse Handle Gold		
SIZE	Code	Rate
200MM	Horse -3	3826/-
250mm	Horse -4	4220/-

AL Horse Handle Rose Gold		
SIZE	Code	Rate
200MM	Horse -5	3240/-
250mm	Horse -6	5096/-

AL Horse Handle Copper Antique		
SIZE	Code	Rate
200MM	Horse -7	2362/-
250mm	Horse -8	3746/-

AL Horse Handle Antique		
SIZE	Code	Rate
200MM	Horse -9	2362/-
250mm	Horse -10	3746/-



AL Deer Handle Black Antique		
SIZE	Code	Rate
200MM	DEER -1	2632/-
300mm	DEER -2	5704/-

AL Deer Handle PVD Gold		
SIZE	Code	Rate
200MM	DEER -3	3880/-
300mm	DEER -4	8268/-

AL Deer Handle PVD R. Gold		
SIZE	Code	Rate
200MM	DEER -5	3880/-
300mm	DEER -6	8268/-

AL Deer Handle Copper Antique		
SIZE	Code	Rate
200MM	DEER -7	2632/-
300mm	DEER -8	5704/-

DOOR HANDLE




AL Lion Handle Antique Black		
SIZE	Code	Rate
200MM	LION -1	2024/-
250mm	LION -2	3442/-

AL Lion Handle Copper Black		
SIZE	Code	Rate
200MM	LION -3	2024/-
250mm	LION -4	3442/-

AL Peacock Handle Copper Black		
SIZE	Code	Rate
250mm	Peacock-2	6176/-

AL Peacock Handle Black Antique		
SIZE	Code	Rate
250mm	Peacock-4	6176/-




ST Lining Handel CP		
SIZE	Code	Rate
12"	LH - 001	756/-
18"	LH - 002	1040/-
24"	LH - 003	1322/-

ST Lining Handel Antique		
SIZE	Code	Rate
12"	LH - 004	944/-
18"	LH - 005	1370/-
24"	LH - 006	1796/-

ST Lining Handel Black		
SIZE	Code	Rate
12"	LH - 007	944/-
18"	LH - 008	1370/-
24"	LH - 009	1796/-

DOOR HANDLE




LH-3001				
SIZE	Antique Code	CH-Code	Brass Gold Code	R/G Code
18"	LH-3002	LH-3003	LH-3004	LH-3005
Rate	7176/-	7176/-	7176/-	7176/-




MD-9026				
SIZE	CH-CODE:	CH Rate	B/A CODE:	B/A Rate
200mm	MD-9027	1426/-	MD-9028	1426/-
300mm	MD-9029	2254/-	MD-9030	2254/-

METAL



ME S-1134 Antique		
Size	Metal Code	Metal Rate
160mm	S1134-1	2000/-
288mm	S1134-2	2250/-
320mm	S1134-3	2500/-
450mm	S1134-4	2750/-

BRASS



Finish - Antique BR

Size	Block Code	Brass Rate
12"	H-1815	4164/-
18"	H-1816	6049/-

BR SPH-661, 662, 663

Finish - Antique BR


Size	Brass Code	Brass Rate
12"	H-661-1	4164/-
18"	H-661-2	6049/-

Finish - Antique BR

Size	RIO Code	Brass Rate
12"	H-1805	4164/-
18"	H-1806	6049/-



WD AL SI-S2					
Size	Length	PVD GOLD Code	PVD RG Code	Pvd Gold Rate	Pvd Rose Gold Rate
300mm	400mm	SIS2-1	SIS2-5	3626/-	3626/-
450mm	550mm	SIS2-2	SIS2-6	4812/-	4812/-
600mm	750mm	SIS2-3	SIS2-7	5636/-	5636/-
900mm	1000mm	SIS2-4	SIS2-8	8524/-	8524/-



WD AL SI-S2					
Size	Length	SATIN Code	BLACK Code	SATIN Rate	BLACK Rate
300mm	400mm	SIS2-9	SIS2-13	2972/-	2972/-
450mm	550mm	SIS2-10	SIS2-14	3790/-	3790/-
600mm	750mm	SIS2-11	SIS2-15	4296/-	4296/-
900mm	1000mm	SIS2-12	SIS2-16	6716/-	6716/-

BLACK WOOD

ROSE GOLD WOOD

WD AL SI-1117					
Size	Length	Black Wood Code	PVD Rose Gold Code	Black Wood Rate	PVD RG Rate
300mm	400mm	S1117-1	S1117-5	2684/-	3568/-
450mm	550mm	S1117-2	S1117-6	3420/-	4580/-
600mm	750mm	S1117-3	S1117-7	4368/-	6296/-
900mm	1000mm	S1117-4	S1117-8	6084/-	8100/-

ROSE GOLD WOOD

BLACK WOOD

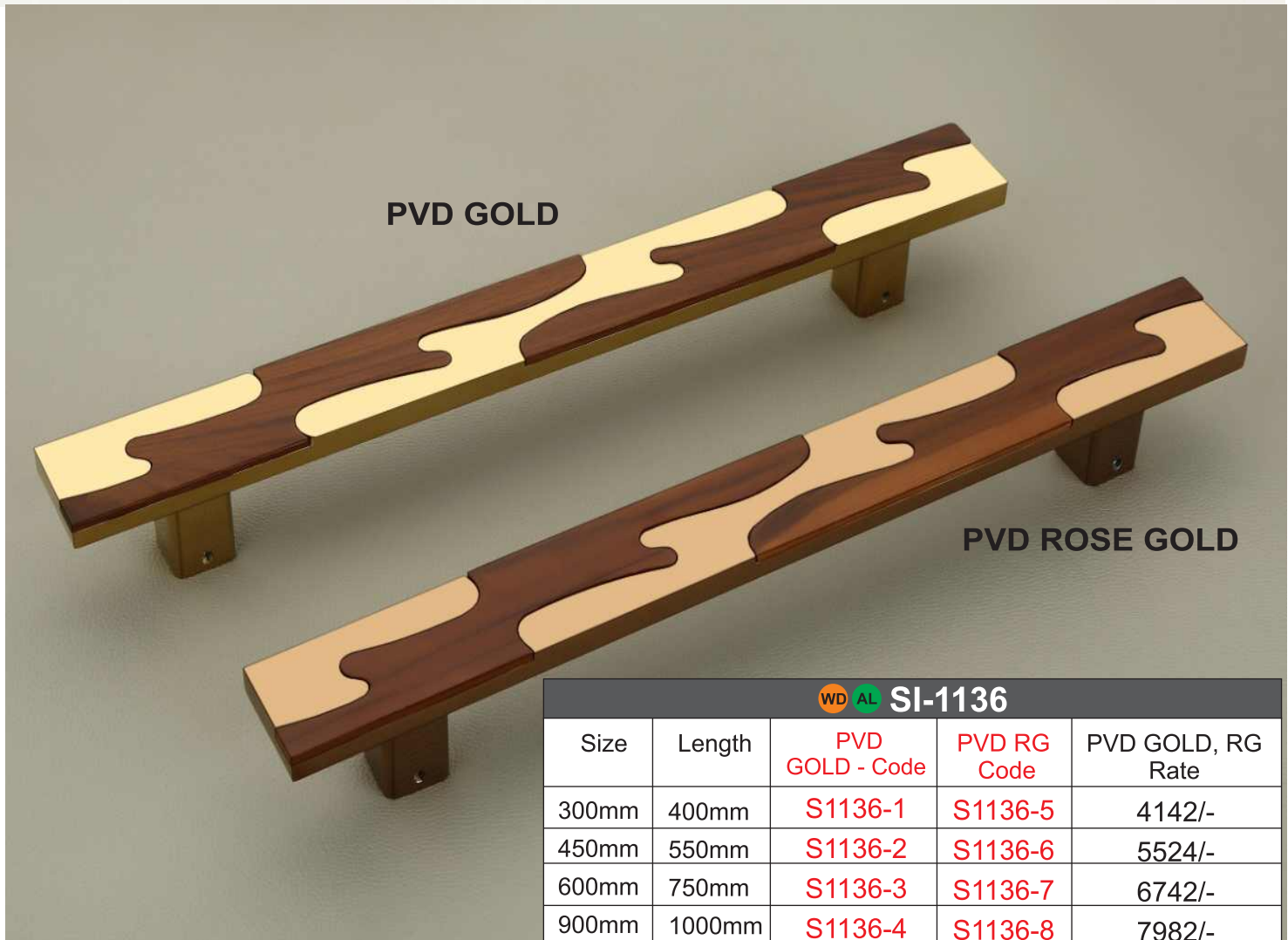
WD AL SI-1116					
Size	Length	Black Wood Code	Rose Gold Wood Code	Black Wood Rate	PVD RG Rate
300mm	400mm	S1116-1	S1117-5	2684/-	3568/-
450mm	550mm	S1116-2	S1117-6	3420/-	4580/-
600mm	750mm	S1116-3	S1117-7	4368/-	6296/-
900mm	1000mm	S1116-4	S1117-8	6084/-	8100/-



PVD ROSE GOLD

PVD GOLD

WD ST SI-1124				
Size	Length	PVD ROSE GOLD - Code	PVD RG Code	PVD GOLD, RG Rate
300mm	430mm	S1124-1	S1124-4	3862/-
450mm	530mm	S1124-2	S1124-5	4768/-
600mm	700mm	S1124-3	S1124-6	5168/-



PVD GOLD

PVD ROSE GOLD

WD AL SI-1136				
Size	Length	PVD GOLD - Code	PVD RG Code	PVD GOLD, RG Rate
300mm	400mm	S1136-1	S1136-5	4142/-
450mm	550mm	S1136-2	S1136-6	5524/-
600mm	750mm	S1136-3	S1136-7	6742/-
900mm	1000mm	S1136-4	S1136-8	7982/-



PVD ROSE GOLD

PVD GOLD

WD AL SI-1121					
Size	Length	PVD GOLD Code	PVD RG Code	PVD GOLD Rate	PVD RG Rate
300mm	400mm	SI1121-1	SI1121-5	3390/-	3390/-
450mm	550mm	SI1121-2	SI1121-6	4350/-	4350/-
600mm	750mm	SI1121-3	SI1121-7	5976/-	5976/-
900mm	1000mm	SI1121-4	SI1121-8	7692/-	7692/-

ST 22mm Gol Bmc Code			
Size	Length	Code	Rate
10"	250mm	22mm Gol BMC-1	1150/-
12"	300mm	22mm Gol Bmc-2	1270/-
14"	350mm	22mm Gol Bmc-3	1392/-
18"	450mm	22mm Gol Bmc-4	1640/-
24"	600mm	22mm Gol Bmc-5	1996/-



Satin

Z-Black

Code	300 MM
1011	2268/-

BLACK ROSE GOLD



SATIN ROSE GOLD

AL SAM-27


SIZE	BlackRose Gold Code	Satin Rose Gold Code	BlackRose Gold Rate	Satin Rose Gold Rate
18"	SAM27-1	SAM27-2	3576/-	3576/-



ST BB 913

SIZE	Antique Code	CP(SS) Code	Antique Rate	CP(SS) Rate
Hole to Hole 8" Length 14"	BB913-1	BB913-4	2362/-	2362/-
Hole to Hole 12" Length 18"	BB913-2	BB913-5	2930/-	2930/-
Hole to Hole 16" Length 24"	BB913-3	BB913-6	3780/-	3780/-

DOOR HANDLE ALUMINUM



Aluminum

AL Model-Sam-33							
Size	Length	Black. Item Code	Antique Item Code	Satin Item Code	Black Rate	Antique Rate	Satin Rate
200mm	290mm	Sam33-1	Sam33-5	Sam33-9	1762/-	1762/-	1762/-
300mm	390mm	Sam33-2	Sam33-6	Sam33-10	2260/-	2260/-	2260/-
450mm	540mm	Sam33-3	Sam33-7	Sam33-11	2860/-	2860/-	2860/-
600mm	690mm	Sam33-4	Sam33-8	Sam33-12	3440/-	3440/-	3440/-

DOOR HANDLE STEEL



SS

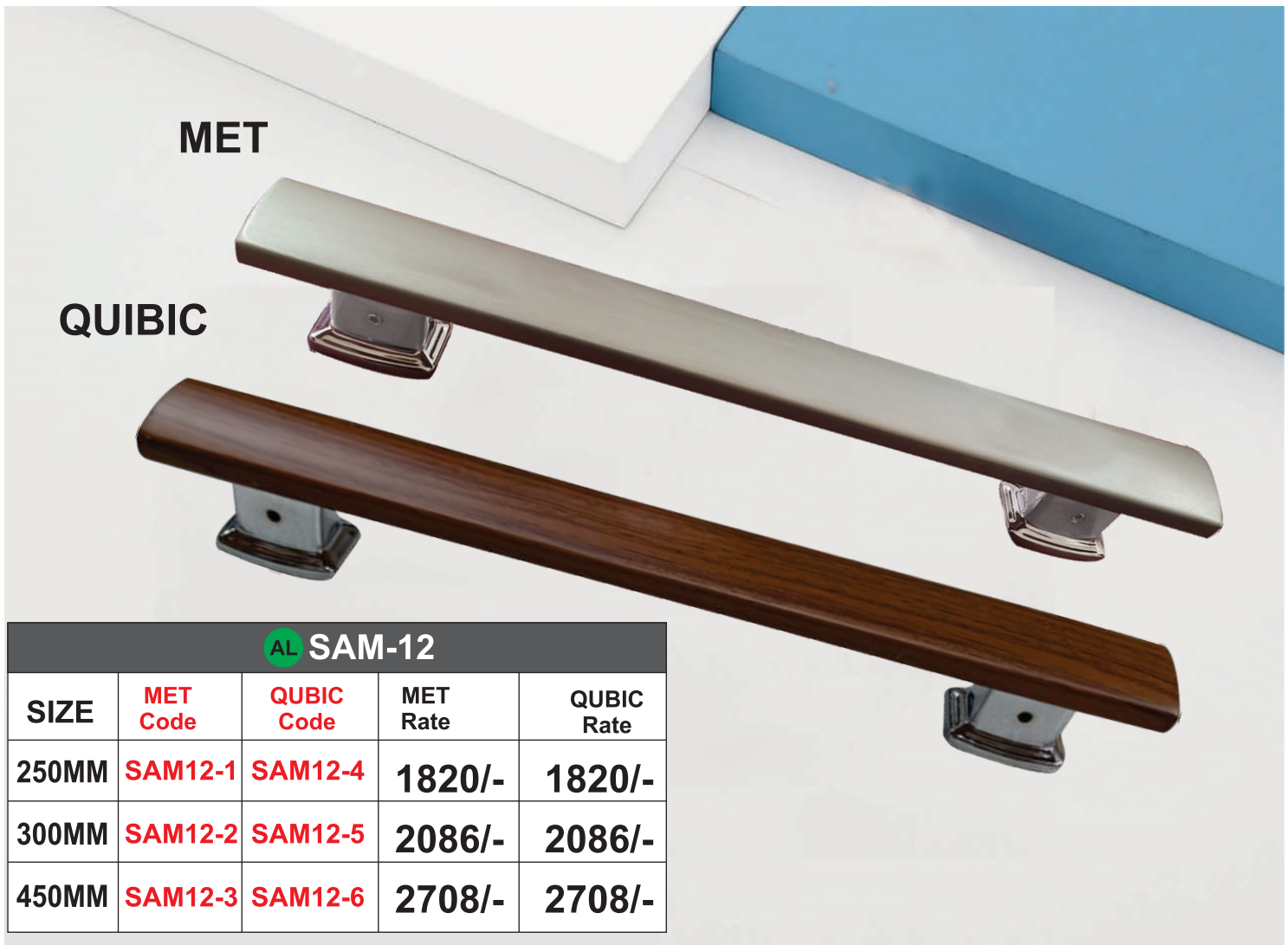
ANTIQUE

Black

ST 25x25 square					
Size	Length	Black. Item Code	Antique Item Code	SS Item Code	Black. Antique SS / ₹
10"	250mm	25x25-1	25x25-5	25x25-9	1150/-
12"	300mm	25x25-2	25x25-6	25x25-10	1270/-
18"	450mm	25x25-3	25x25-7	25x25-11	1640/-
24"	600mm	25x25-4	25x25-8	25x25-12	1996/-



AL SAM - 11		
Size MM /	Satin Item Code	SATIN Rate
250mm	SAM11-1	1930/-
300mm	SAM11-2	2176/-
450mm	SAM11-3	2840/-




AL SAM-12				
SIZE	MET Code	QUBIC Code	MET Rate	QUBIC Rate
250MM	SAM12-1	SAM12-4	1820/-	1820/-
300MM	SAM12-2	SAM12-5	2086/-	2086/-
450MM	SAM12-3	SAM12-6	2708/-	2708/-



MET QUBIC


CP SATAIN

AL SAM-16				
SIZE	Met Qubic Code	CP -SATIN Code	METQUBIC Rate	CP SATIN Rate
250MM	SAM16-1	SAM16-4	1822/-	1822/-
300MM	SAM16-2	SAM16-5	2132/-	2132/-
450MM	SAM16-3	SAM16-6	2798/-	2798/-



Aluminum

AL SAM - 32					
Size	Length	RG Code	Black Code	Satin Code	RG, Black Satin Rate
200mm	290mm	SAM32-1	SAM32-5	SAM32-9	1680/-
300mm	390mm	SAM32-2	SAM32-6	SAM32-10	2180/-
450mm	540mm	SAM32-3	SAM32-7	SAM32-11	2700/-
600mm	690mm	SAM32-4	SAM32-8	SAM32-12	3280/-



ME S-1175			
Size	Code	FINISH	Rate
200mm	S1175-1	RG QUBIC	1103/-
200mm	S1175-2	CP/SATIN	1023/-
200mm	S1175-3	RG/Z BLACK	1103/-



ME S-1186						
Size	Sati Code	Z- Black Code	BA Code	PVD RG Code	Satin, Z Black BA, Rate	PVD RG Rate
200mm	S1186-1	S1186-4	S1186-7	S1186-10	1318/-	1641/-
300mm	S1186-2	S1186-5	S1186-8	S1186-11	1954/-	2439/-
450mm	S1186-3	S1186-6	S1186-9	S1186-12	2727/-	3697/-



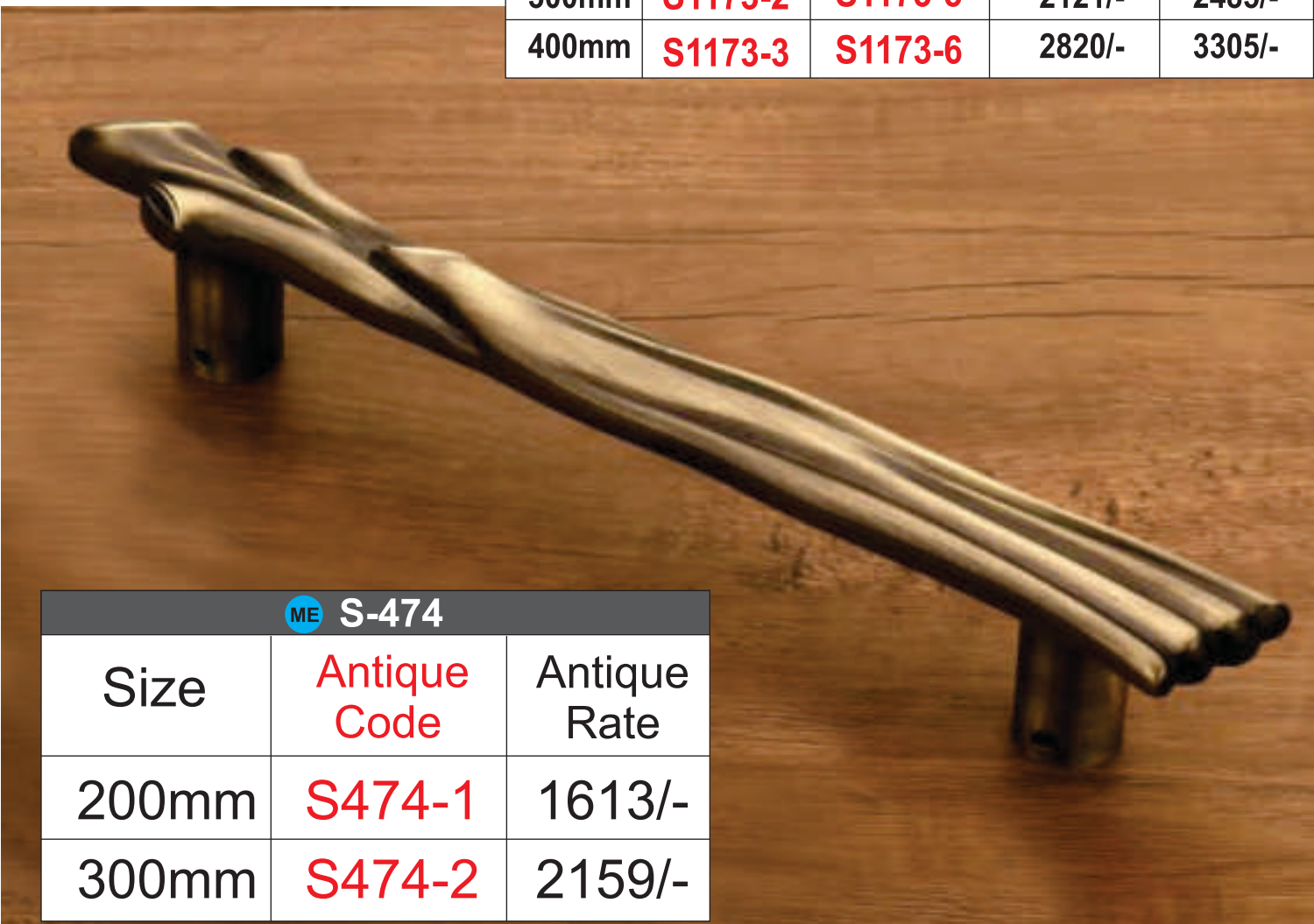
ME S-1136 SATIN		
SIZE	Code	RATE
200MM	S1136-1	1194/-
300MM	S1136-2	1530/-
450MM	S1136-3	1980/-



ME S-1112				
Size	Mat Antique Code	Mat Antique Rate	SS Mat Code	SS Mat Rate
224mm	S1112-1	1522/-	S1112-3	1477/-
288mm	S1112-2	1914/-	S1112-4	1863/-



ME S-1173				
Size	Satin Code	RG PVD Code	Satin Rate	RG PVD Rate
200mm	S1173-1	S1173-4	1535/-	1697/-
300mm	S1173-2	S1173-5	2121/-	2485/-
400mm	S1173-3	S1173-6	2820/-	3305/-



ME S-474		
Size	Antique Code	Antique Rate
200mm	S474-1	1613/-
300mm	S474-2	2159/-



ME S-1153		
Size	Satin Code	Satin Rate
200mm	S1153-1	1386/-
300mm	S1153-2	1750/-



ME S-1155		
Size	CP Satin Code	CP Satin Rate
200mm	S1155-1	1500/-
300mm	S1155-2	1750/-
450mm	S1155-3	2454/-

DOOR HANDLE



ST Double Square Antique

Size	Length	Code	Rate
10"	250mm	H-801	1064/-
12"	300mm	H-802	1228/-
18"	450mm	H-803	1666/-
24"	600mm	H-804	2202/-

ST Double Square SS

Size	Length	Code	Rate
10"	250mm	H-805	1064/-
12"	300mm	H-806	1228/-
18"	450mm	H-807	1666/-
24"	600mm	H-808	2202/-

ST T-Rays Antique

Size	Length	Code	Rate
10"	250mm	H-901	1064/-
12"	300mm	H-902	1228/-
18"	450mm	H-903	1666/-
24"	600mm	H-904	2202/-

ST T-Rays SS

Size	Length	Code	Rate
10"	250mm	H-905	1064/-
12"	300mm	H-906	1228/-
18"	450mm	H-907	1666/-
24"	600mm	H-908	2202/-



ST Plain Antique

Size	Length	Code	Rate
10"	250mm	H-1001	850/-
12"	300mm	H-1002	992/-
18"	450mm	H-1003	1418/-
24"	600mm	H-1004	1990/-

ST Plain SS

Size	Length	Code	Rate
10"	250mm	H-1005	850/-
12"	300mm	H-1006	992/-
18"	450mm	H-1007	1418/-
24"	600mm	H-1008	1990/-

ST S TYPE ANTIQUE

Size	Length	Code	Rate
10"	250mm	H-1101	1064/-
12"	300mm	H-1102	1228/-
18"	450mm	H-1103	1666/-
24"	600mm	H-1104	2202/-

ST S TYPE SS

Size	Length	Code	Rate
10"	250mm	H-1105	1064/-
12"	300mm	H-1106	1228/-
18"	450mm	H-1107	1666/-
24"	600mm	H-1108	2202/-



ST SWASTIK ANTIQUE			
Size	Length	Code	Rate
10"	250mm	H-1201	1366/-
12"	300mm	H-1202	1570/-
18"	450mm	H-1203	2180/-



ST SWASTIK SS			
Size	Length	Code	Rate
10"	250mm	H-1204	1366/-
12"	300mm	H-1205	1570/-
18"	450mm	H-1206	2180/-



ST SWASTIK FLOWER ANTIQUE			
Size	Length	Code	Rate
10"	250mm	H-1301	1366/-
12"	300mm	H-1302	1570/-
18"	450mm	H-1303	2180/-



ST SWASTIK FLOWER SS			
Size	Length	Code	Rate
10"	250mm	H-1304	1366/-
12"	300mm	H-1305	1570/-
18"	450mm	H-1306	2180/-



ST CORNER ANTIQUE			
Size	Length	Code	Rate
10"	250mm	H-1401	1366/-
12"	300mm	H-1402	1570/-
18"	450mm	H-1403	2180/-



ST CORNER SS			
Size	Length	Code	Rate
10"	250mm	H-1404	1366/-
12"	300mm	H-1405	1570/-
18"	450mm	H-1406	2180/-



ST TALWAR ANTIQUE			
Size	Length	Code	Rate
10"	250mm	H-1501	1366/-
12"	300mm	H-1502	1570/-
18"	450mm	H-1503	2180/-



ST TALWAR SS			
Size	Length	Code	Rate
10"	250mm	H-1504	1366/-
12"	300mm	H-1505	1570/-
18"	450mm	H-1506	2180/-



ST STAINLESS STEEL

10X40 Square BMC	10"	12"	14"	18"
CODE	10x40-1	10x40-2	10x40-3	10x40-4
Rate	1150/-	1270/-	1392/-	1640/-
Length	250mm	300mm	450mm	600mm



	Code		Rate
ST	201-1	8"	808/-
201	201-2	12"	988/-



	Code		Rate
ST	202-3	8"	926/-
202	202-4	12"	1048/-



ST	Code		Rate
BB 908	BB908-1	8"	836/-
	BB908-2	12"	1160/-



ST	Code		Rate
BB 918	BB918-1	8"	836/-
	BB918-2	12"	1160/-



ST	Code		Rate
BB 906	BB906-1	8"	880/-
	BB906-2	12"	1160/-

DOOR HANDLE

79



ST	CODE	Size	Rate
BB 907	BB907-1	8"	836/-
	BB907-2	12"	1160/-



ST	CODE	Size	Rate
BB 909	BB909-1	8"	836/-
	BB909-2	12"	1160/-



ST	CODE	Size	Rate
BB 903	BB903-1	8"	836/-
	BB903-2	12"	1160/-



ST	CODE	Size	Rate
BB 905	BB905-1	8"	836/-
	BB905-2	12"	1160/-



ST	CODE	Size	Rate
BB 912	BB912-1	8"	836/-
	BB912-2	12"	1160/-



ST	CODE	Size	Rate
BB 910	BB910-1	8"	836/-
	BB910-2	12"	1160/-